

ENCODER

Type: **IMG60B-.....-ABN-.....-K1-V5**



Description

The IMG60B is a robust rotary encoder with clamp-flange for industrial use. The 60 mm external diameter and the 10 mm axis of them make possible very hard wear.

The new developed optical electronics in this encoder guaranteed with differential scanning the code-disk a high technical reliability. The integrated IR-LED-current monitoring with alarm output make possible constant proportion of light.

Beside different pulse numbers and pulse series (8 in one device are to realise at the most), and Operating voltage (10 Volt at TTL-compatibility), this IMG60B will deliver with a 2 m cable.

The IMG60B can be fixed in front by means of three screws type M3 or M4.

It is particularly qualified to be use with medium and high stress and high speeds.






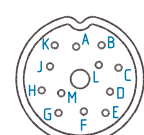
Technical Data

Mechanical features:

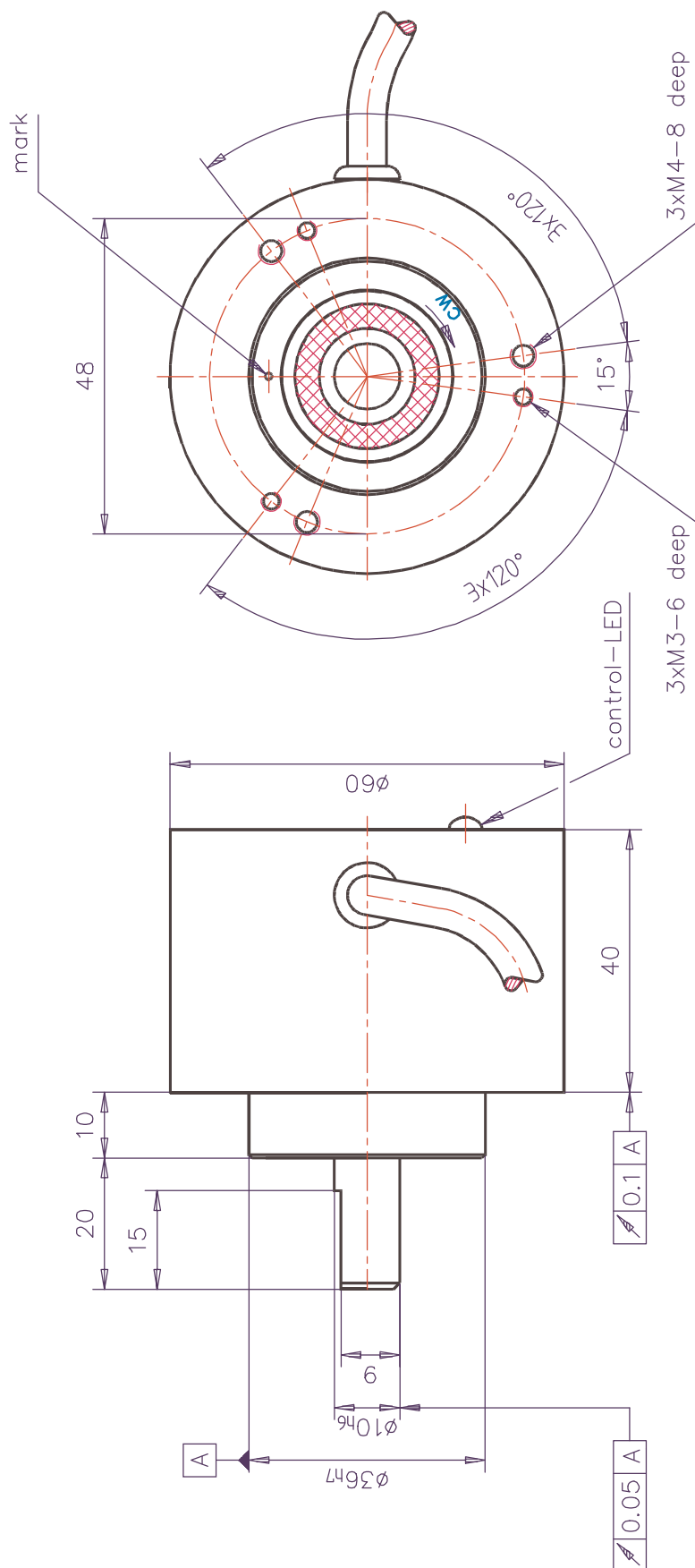
Bearing flange with housing:	Aluminium solid (high-grade steel on inquiry)
Shaft:	Steel (stainless)
Diameter housing:	60 mm
Diameter flange:	60 mm
Diameter shaft:	10 mm or 6 mm
Working temperature:	0 ÷ +80 °C (-30 ÷ +110 °C on inquiry)
Climate class (IEC 721-3-3):	3K3 Type B
Relative moisture:	≤ 75 % on average one year max. ≤ 85 %
Protection class (EN 60529):	IP64
Mechanical speed:	max. 10000 min ⁻¹
Loading capacity of the shaft:	max. 40 N axial max. 60 N radial
Starting torque:	0.6 Ncm (at 25 °C)
Vibration (IEC 68-2-6):	≤ 100 m/s ² ≈ 10 g (at 10-2000 c/s)
Impact (IEC 68-2-27):	≤ 100 m/s ² ≈ 10 g (during 6 ms)
Masse:	320 g

Electrical features:

Operating voltage:	5 Volt DC ±10%	10 ÷ 24 Volt DC ±10 %, max. 30 Volt
Residual ripple:	50 mVss	100 mVss
Current input:	≤ 50 mA (unloaded)	≤ 50 mA (unloaded)
Output circuit:	TTL; RS422 compatible	HTL
Output load:	80 mA	80 mA
Output signals:	Channel A:  Channel B:  Channel N: 	Impulse duration T = vibration duration T = 2π = 360°. 90° Phase offset from channel B to channel A. Impulse tolerance ±20°. Impulse-break-proportion 1:1.
(With view on shaft and turn cw)		
Pulse numbers per turn:	max. 10000	
Output frequency:	max. 200 kc/s	
Type of connection:	radial cable LIYCY (shielded)	

Function	Pin	Colour	Pin arrangement
+U _B	L	brown	 View on pin side
0 Volt	M	white	
Channel A	A	green	
Channel A inv.	B	yellow	
Channel B	C	grey	
Channel B inv.	D	pink	
Channel N	E	blue	
Channel N inv.	F	red	
Alarm output	G	black	

Copy this drawing, use and information the contents from this, is not permit, as far as not explicit entitled. Acts contrary to oblige to damage. All rights reserved in case the patent—licence or application—entry.



					date	name	img60B-____-ABN-__-K1-V5
				adapter	21.11.01	B. Kruse	
				check			
				norm.			
				img Drehimpulsgeber GmbH 50259 Pulheim			sheet 2
							00.7-0015050
							2 sheets
state	change	date	Nam.	origin	in replacement's		replace by: